




# QX<sup>®</sup> Modular Crane Packages

*Innovation . . . Performance . . . Reliability*

[www.rmhoist.com](http://www.rmhoist.com)



**1/2 - 80 Ton  
(500 - 80,000 kg)**

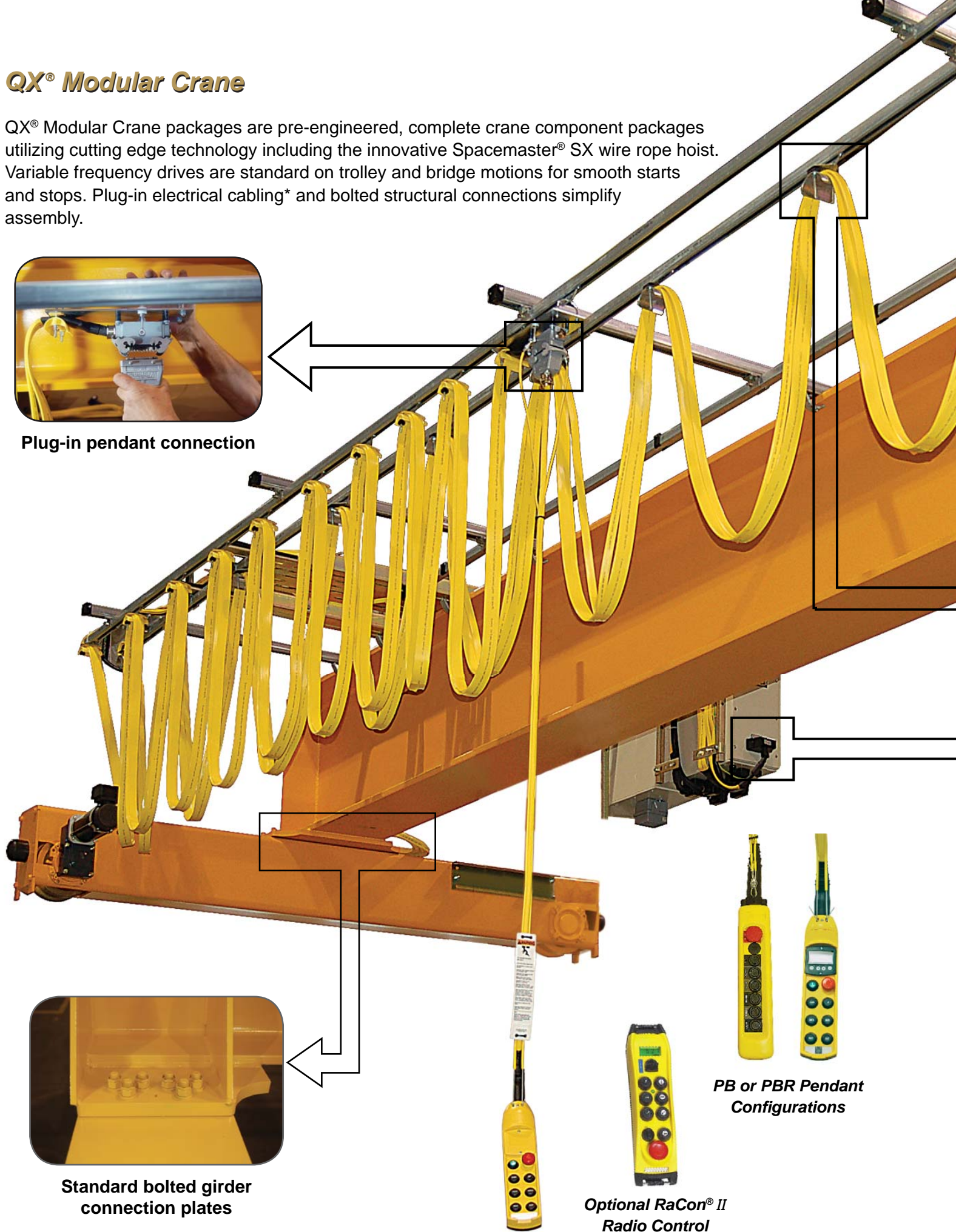


## QX® Modular Crane

QX® Modular Crane packages are pre-engineered, complete crane component packages utilizing cutting edge technology including the innovative Spacemaster® SX wire rope hoist. Variable frequency drives are standard on trolley and bridge motions for smooth starts and stops. Plug-in electrical cabling\* and bolted structural connections simplify assembly.



Plug-in pendant connection



Standard bolted girder connection plates




PB or PBR Pendant Configurations

Optional RaCon® II Radio Control

**Proprietary QuoteMaster® software  
configures a crane package  
offer in seconds.**

**QX® Crane Packages are available from 1 ton to 80 ton**



**Galvanized steel cable trolleys**



**Plug-in festoon connections**

### **QX® Bridge Controls standard features:**

- Standard inverter offers two speed or 2-step infinitely variable speed control
- CSA c/us approved NEMA 4 type rated control enclosures
- Mainline disconnect switch (mounted in door)
- Mainline contactor
- Plug-in connections for easy assembly and maintenance\*
- 115 Volt transformer with fused secondary
- Supports 208, 230, 460 or 575/3/60 power supply - 115 volt control voltage is standard (48 volt is optional)
- Supports 380/3/50 power supply - 48 volt control voltage is standard

### **QX® Festoon Systems**

- PVC flat cables are UL listed and CSA approved with a temperature range of -31°F to +221°F (-35°C to +105°C)
- Suspended from galvanized steel C-track
- Galvanized steel cable trolleys with steel and plastic cable supports
- Plug connections\* on cables make installation, repair and replacement simple and fast, saving expensive down time and the cost of an electrician
- All movements can be controlled from a convenient, easy-to-reach plug-in pushbutton station (8 buttons including emergency stop button)
- Independent C-track for pendant station allows operator to be positioned at a safe distance from load

\* Plug-in connections not available for all packages. Refer to the Spacemaster® SX Technical Guide

# SPACEMASTER® SX

## Electric Wire Rope Hoists

The Spacemaster® SX represents a revolutionary new generation of exceptionally reliable electric wire rope hoists, featuring advanced technology and cutting-edge performance.

An innovative design that includes a large drum diameter gives Spacemaster® SX hoists the lowest headrooms and best wheel loads in the industry, while providing near true vertical lift with single reeved hoists, plus exceptional hook approaches and heights of lift. Unique features include low maintenance, sealed brakes; a two-speed hoist motor; and trolley inverter control. The standard hoist nameplate will carry a CSA c/us rating as well as a NEMA 3R rating for the electrical enclosures.

Spacemaster® SX hoists are designed to meet and exceed either ASME H3 or ASME H4 duty (FEM 1Am, 2m or 3m) ratings and provide the ultimate in easy load handling, safe operation and lasting, trouble-free performance.

Standard configurations include normal headroom, low headroom and double girder trolley designs. Hoists in short ton ratings (ASME) or metric tonne ratings (FEM) meet a wide variety of application requirements:

- 1/2 - 80 ton (500 - 80,000 kg) capacities
- Lifts from 13ft (4m) to 320ft (100m) and beyond
- Lift speeds 10/1.5 - 62/10 fpm (3/0.5 - 19/3 m/min)
- 208, 230, 460, 575/3/60 or 380/3/50 power supply
- Single-reeved or double-reeved

### EASE OF OPERATION

**Large-diameter hoist drum allows easy positioning, closer approaches.**

The large rope drum diameter provides near true vertical lift with a single reeved hoist — only 1/8" of drift per foot of lift. The result is exceptionally smooth movement and fast load positioning. This innovative design also means a shorter frame length, allowing closer end approaches.

**Hoist and trolley motors designed for space savings and productivity.**

The standard two-speed hoist motors (6:1 ratio), designed specifically for hoisting applications, offer high starting torque and ensure precise and reliable load handling. Motor is class F insulated, 30 minute rated (60% effective duty), thermally protected and totally enclosed. Inverter control is available as an option. The standard trolley inverter control offers two speed or 2-step infinitely variable speed control for smooth acceleration and deceleration, minimal load swing, fast, efficient handling and accurate load placement. Trolley bumpers are standard.

**Our standard safety features are unmatched by our competition.**

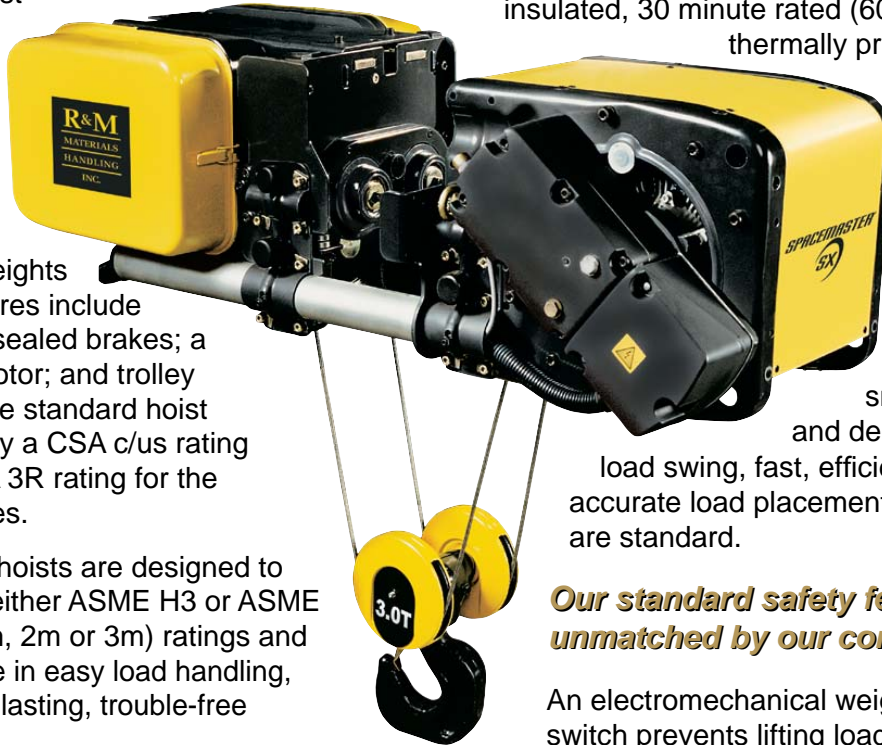
An electromechanical weight overload limit switch prevents lifting loads that are in excess of 110% of the rated capacity. The 4-position hoist limit switch includes a phase mismatch protection circuit that prevents the block from running up and damaging the hoist in the event of a phase reversal.

**Low maintenance brake — means long-term value.**

Sealed brakes on the trolley and hoist motors require little adjustment for over a million cycles.

**Larger hoist drum — minimizes rope wear.**


A drum/rope diameter ratio of approximately 40:1 minimizes rope flex, reducing wear and extending rope life. The drum's large capacity also contributes to a reduction in frame size and weight, reducing wear on hoist components and enabling the use of more cost-effective girders.



## **QX® End Trucks and Bridge Drives**


### **RS and RT (Top Running) Models**

- Heavy duty steel construction
- Double flanged wheels
- Rotating axle drive wheel (optional on idler wheel)
- Standard wheels are flat tread ductile iron (approx. 280 BHN)
- Equipped with rail sweeps and bumpers
- Works with GES Bridge Drives
- Bolted girder connection plates
- Single girder, double girder and bogie trucks available.



### **UC and UT (Under Running) Models**

- Adjustable for various flange widths
- Constructed of structural steel
- Ductile iron, single flange crown tread wheels (approx. 280 BHN)
- Easy access to wheels for maintenance
- Permanently lubricated antifriction bearings
- Equipped with bumpers and drop lugs
- Patented track wheel option
- Works with DS Bridge Drives



### **DS and GES Bridge Drives**

- Fully enclosed gear units are specially designed for crane applications to ensure many years of trouble-free operation
- Modular design includes gearbox, motor and brake for ease of maintenance
- Totally enclosed, 30-minute, Class F insulated motors
- Motor brakes
- Brakes are normally closed. If power fails, brakes will stop further motion.





# QX<sup>®</sup> Modular Crane Packages

*Innovation . . . Performance . . . Reliability*

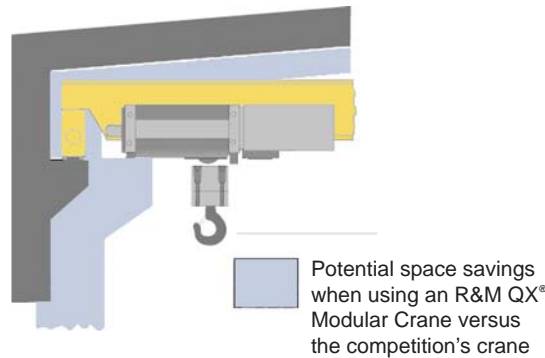
4501 Gateway Blvd.  
Springfield, OH 45502  
Phone: (937) 328-5100  
Fax: (937) 325-5319  
Nationwide Toll Free:  
1-800-955-9967  
www.rmhoist.com

Bulletin No. QX-2008-1

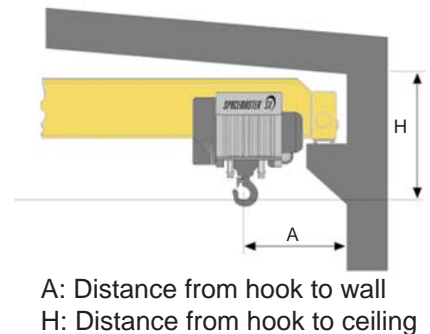
*Spacemaster<sup>®</sup> is a registered trademark of R&M Materials Handling, Inc.*



*Building with competition's crane*



*Building with R&M QX<sup>®</sup> Modular Crane*



## **SPACEMASTER<sup>®</sup> CLEARANCES = SAVINGS IN NEW CONSTRUCTION**

- **Unmatched clearances** – the floor area under your new crane can now be used more efficiently. Better hook to wall dimensions (A) compared to the competition.
- **Lower roof heights/maximum lifting heights** – Your new building design can be smaller and more functional giving you savings in initial construction. Better hook to ceiling dimensions (H) compared to the competition.
- **Lower operating costs** – Continual savings in heating and/or air conditioning expenses over the lifetime of your building.
- **Maximum flexibility** – Factory layout and material flow planning is optimized.

*Caution: Do not use R&M hoists and trolleys for passenger elevator applications.*

R&M Materials Handling, Inc. is a proud member of the following organizations:



YOUR DISTRIBUTOR CONTACT IS:

R&M Materials Handling, Inc. may alter or amend the technical specifications identified herein at any time with or without notice.

© 2008, R&M Materials Handling, Inc.