



Page 6  
Lube reels



Page 5  
*Signature*  
Series 7000



Page 4  
*Signature*  
Series 4000

# Condensed Reel Catalog

Our best-selling hose, cord and cable reels

[reelcraft.com](http://reelcraft.com)

®



*Wind Things Up With Reelcraft™*

# Why use hose reels?

Why use hose reels? Because they make hose handling more efficient and safer. Your hoses, cables and cords will last up to five times longer. You will improve hose management, which decreases labor costs. Your chances of injuries

from tripping hazards will decrease, which saves lost work time, medical bills and higher insurance. You also save the expense and time to replace expensive hoses, cables and cords that get run over by fork lifts and other vehicles.



Truck courtesy of E&B Paving, Anderson IN



## The Reelcraft Difference

Reelcraft is the industry leader for hose, cord and cable reels available anywhere in the

world. Our key focus is to develop quality products that make hoses, cords and cables more productive, keep them easily accessible and make them last longer. Reelcraft is a highly innovative company in our product development and our manufacturing techniques. We are the only U.S. hose reel manufacturer to hold ISO 9001:2000 accreditation and we lead the industry in developing new cutting-edge products. Our lean manufacturing and Six Sigma programs give us the core competencies to continue to deliver the world's best reel products.

Walt Sterneman  
President of Reelcraft Industries

## OSHA says reduce your trips and falls

"There are many situations that may cause slips, trips and falls. The controls needed to prevent these hazards are usually obvious, but too often ignored, such as... coiling up extension cords, lines and hoses when not

in use and keeping electrical and other wires out of the way." OSHA's "Fall Prevention Tips" include, "Practice good housekeeping. Keep cords, welding leads and air hoses out of walkways or adjacent work areas.

Source: www.osha.gov

## Five reasons why hose reels add value



**Improve efficiency**  
Hoses, cable and cords are where you want/need them.



**Increase safety**  
Reduce tripping accidents and lost work time.



**Minimize leakages**  
Reduce costs of air and water leakages.



**Reduce hose wear**  
Hose and cords on reels can last up to five times longer.



**Increase productivity**  
No more tangled hoses improves efficiency.

## Need to compare models?

Reelcraft's interactive catalog easily compares up to five different models.

Visit [reelcraft.com](http://reelcraft.com)

## Two Year Limited Warranty

Reelcraft now offers a two-year limited warranty. All products manufactured by Reelcraft Industries, Inc. are warranted to be free of defects due to faulty material or workmanship for 24 months from date of shipment, except hose. Normal wear and tear is not considered a defect in material or workmanship.

**NOTE:** For complete warranty information, online warranty registration, service manuals, and return information please visit [www.reelcraft.com](http://www.reelcraft.com).

**Front Cover:** L-R: Series 80000 lube reels; Series 7000; Series 4000, photo courtesy of V.T. Leebooy, Inc..

**Back Cover:** L-R: Series 30000, photo courtesy of Zedos United, Singapore; Series L4000 and Series 7000 in hose reel bank; Series DP7000.

## Same-day quick ship program offers fastest service

Because we are centrally located in the US and have three North American warehouses, upon request, we can quickly ship our standard products the same day for domestic orders of five or fewer standard models. Orders must be received by 11:30 am local time. Look for the shipping icons in this catalog for designated models. For the most current list of Quick Ship reels, please visit [www.reelcraft.com/quickship.htm](http://www.reelcraft.com/quickship.htm).



**Quick Ship Items!**



Located in Northeast Indiana since 1971, Reelcraft's global headquarters' office and manufacturing space is a state-of-the-art 130,000 square foot facility.

North America: **800-444-3134** China: **(519) 8512 2391**  
Europe: **+44 (0) 1536 406999** Pacific Rim: **+63 (45) 625-6624**  
Latin America: **001-60-489-1685**

**reelcraft.com**

Reelcraft Industries is  
**ISO 9001:2000**  
Certified Since 1996

Models listed with an icon can be shipped same day when the order is received by 11:30 AM local time for quantities of 5 or fewer.

**IN** Indiana Warehouse **CA** California Warehouse  
**CS** Indiana & California Warehouses **CA** Canadian Warehouse

# Reelcraft: Better by Design

Reelcraft's reels are better by design because of our lasting commitment to excellence. Our engineering team is well known for designing durable, high quality products. Our standard features include durable, corrosion-resistant

powder coat paint, multi-position guide arms for versatile mounting options and heavy-duty, reinforced steel stampings for increased strength. Our reels are permanently factory-lubricated for a long, trouble-free

service life. All of these features, and many more, add up to make "The Reelcraft Difference."



## Reinforced Steel

The steel-stamped guide arm is reinforced to reduce bending due to angular pull.

## Improved Connection

The elongated brass connector and proprietary adhesion process provide a better crimp to the hose.

## Stress-free Swivel

Our full-flow design combines the highest grade seal design with supporting bearing surfaces to insure the longest possible life.

## Corrosion-Resistant

Steel components are individually powder coated to virtually eliminate corrosion.

## Long Service Life

Field-proven swivel assures long service life.

## Kinkless Hose

High quality PVC hose is specially blended for use on reels

## Sealed Connection Points

Swivel and hose inlet connections seal against leaks

## Adjustable Guide Arm

Multiple guide arm positions provide versatile uses and easier field adjustment

## Trouble-Free Performance

Fewer components increase the service life of the reel and improve performance

## Long Life Drive Spring

Drive mechanism is enclosed for protection against the environment. Declutching arbor virtually eliminates possibility of spring damage due to reverse winding of reel spool.

## Robust Latch

Wide profile combined with special spring assures maximum service life.

## Structural Strength

Welded heavy gauge steel frame includes dramatically flanged edges and stiffening ribs for lighter weight, yet stronger components for ease of handling and installation.

## Easy to Mount

Attaches to most structurally sound surfaces. Edges are curved for safety.

## Finish with Quality

Our components undergo a special five-stage cleaning process and are individually powder-coated for the highest quality paint adhesion. Excess powder is reclaimed to be environmentally friendly.



Signature  
Series 7000

Shown: 7850 OLP

# Built better to perform better™

## To place an order, please advise:

1. Model number.
2. Product to be handled such as air, oil, water, etc.
3. Maximum operating pressure in P.S.I.
4. Maximum operating temperature in degrees Fahrenheit.
5. Hose inside and outside diameters and length.
6. Installation height, especially if more than 16 feet.
7. Desired guide arm position by adding one of the suffixes to the model number. Example: 5635 OLP SW for side wind. Refer to the guide arm chart for guide arm suffix codes.

## Additional Considerations:

A flexible connection between the reel and the source of supply is required to prevent possible misalignment and binding. Non-flexible connections will void the warranty. The pressure rating of inlet hose must be equal or greater than the rating of the reel.

## Accessories

Reels ordered with hose and bumper are assembled complete and ready to install. Order bumpers separately for reels without hoses.

Additional questions? Please visit our website or call for assistance. For more than 30 years, our specialty is offering hose handling solutions.

**COPYRIGHT, REELCRAFT INDUSTRIES, INC. 2008**  
All rights reserved. No part of the material protected by this copyright may be reproduced or utilized in any form or by any means, electronic or mechanical, including photocopying, recording, broadcasting or by any other information storage and

retrieval system without written permission from Reelcraft Industries, Inc. Reelcraft, Wind Things Up, Work Smarter, Nordic, Hose Boss, ReelTek, Polycraft, Safe-T-Reel, Better by Design, Built Better to Perform Better and Rely on Reelcraft are the trademarks and service marks of Reelcraft Industries, Inc. registered in the United States and/or other jurisdictions. You shall not display,

disparage, dilute or taint our trademarks and service marks or use any confusingly similar marks, or use our marks in such a way that would misrepresent the identity of the owner. Any permitted use of our trademarks and service marks inures to the benefit of Reelcraft Industries, Inc.

All other trademarks, service marks or registered trademarks appearing on these pages are the trademarks or service marks of their respective owners. Super Swivel, Full Circle swivel, Vilton, Quiet Speed, Buna, Push Lok, Quiet Speed, Stubby, Stubby II, Delrin and Pos-i-Latch are not owned by Reelcraft Industries, Inc.

North America: **800-444-3134** China: **(519) 8512 2391**  
Europe: **+44 (0) 1536 406999** Pacific Rim: **+63 (45) 625-6624**  
Latin America: **001-60-489-1685**  
**reelcraft.com**



Wind Things Up With Reelcraft™



## Medium Duty Spring Retractable Reels

### Series RT

Series RT is an economical choice for a medium duty, lighter weight, spring-driven hose reel for applications that are less demanding, yet require a product that can withstand industrial and commercial use. The industrial-grade drive spring is protected from the environment in a composite spool for longer service life. Guide arm adjusts to seven positions.

Signature Series RT  
Made in USA



RT650-OLP  
Patent No. 7,150,425

#### GENERAL INDUSTRIAL SPRING RETRACTABLE REELS

MODEL w/ HOSE	MODEL w/o HOSE	HOSE I.D. (in)	HOSE LENGTH (ft)	MAX PSI	(M)NPTF HOSE OUTLET (in)	(F)NPTF REEL INLET (in)	DIMENSIONS (in)			*SHPG. WT. (lbs)
				Maximum Temperature 150° F (65° C)			LENGTH	WIDTH	HEIGHT	
<b>LOW PRESSURE AIR/WATER REELS</b>										
RT435-OLP	RT403-OLP	1/4	35	300	1/4	3/8	16.5	5.75	17.625	22
RT450-OLP	RT405-OLP	1/4	50	300	1/4	3/8	16.5	5.75	17.625	25
RT635-OLP	RT603-OLP	3/8	35	300	1/4	3/8	16.5	5.75	17.625	23
RT650-OLP	RT605-OLP	3/8	50	300	1/4	1/2	16.5	6.25	17.625	29
RT835-OLP	RT803-OLP	1/2	35	300	1/2	1/2	16.5	6.25	17.625	30
RT850-OLP	RT805-OLP	1/2	50	300	1/2	1/2	16.5	7.75	17.625	35
<b>MEDIUM PRESSURE OIL REELS</b>										
				Maximum Temperature 150° F (65° C)						
RT635-OMP	RT603-OMP	3/8	35	1000	3/8	3/8	16.5	5.75	17.625	30
RT835-OMP	RT803-OMP	1/2	35	1000	1/2	1/2	16.5	6.25	17.625	33
<b>HIGH PRESSURE GREASE REELS</b>										
				Maximum Temperature 150° F (65° C)						
RT435-OHP	RT403-OHP	1/4	35	5000	1/4	3/8	16.5	5.75	17.625	31
RT635-OHP	RT603-OHP	3/8	35	4000	3/8	1/2	16.5	6.25	17.625	34
RT650-OHP	RT605-OHP	3/8	50	4000	3/8	1/2	16.5	7.75	17.625	39

\*Weight of model with hose. Additional lengths available as standard, contact manufacturer or go to [www.reelcraft.com](http://www.reelcraft.com) for master catalog listing.

## Premium Duty Spring Retractable Reels

Made in USA

### Series 4000, 5000 & 5005

Series 4000, 5000 & 5005 reels are durable and compact for a wide range of applications with critical space requirements. A full flow shaft and swivel assures maximum product delivery. The Series 5005 reel can handle hose lengths up to 50 feet. Reels are all-steel construction and compact for different applications. Guide arm adjusts to two positions. Consult Reelcraft for other products and hoses.

Signature Series 4000 and 5000



4625 OLP

5635 OLP

A5850 OLP

#### PREMIUM DUTY SPRING RETRACTABLE REELS

MODEL w/ HOSE	MODEL w/o HOSE	HOSE I.D. (in)	HOSE LENGTH (ft)	MAX PSI	(M)NPTF HOSE OUTLET (in)	(F)NPTF REEL INLET (in)	DIMENSIONS (in)			*SHPG. WT. (lbs)
				Maximum Temperature 150° F (65° C)			LENGTH	WIDTH	HEIGHT	
<b>LOW PRESSURE AIR/WATER REELS</b>										
4425 OLP	4400 OLP	1/4	25	300	1/4	3/8	12.625	5.375	12.875	19
4435 OLP	4400 OLP	1/4	35	300	1/4	3/8	12.625	5.375	12.875	20
5450 OLP	5400 OLP	1/4	50	300	1/4	3/8	13.5	6	14.5	26
4625 OLP	4600 OLP	3/8	25	300	1/4	3/8	12.625	5.375	12.875	22
5635 OLP	5600 OLP	3/8	35	300	1/4	3/8	13.5	6	14.5	25
5650 OLP	5605 OLP	3/8	50	300	1/4	3/8	16.5	6	17.5	37
A5825 OLP	A5800 OLP	1/2	25	300	1/2	3/8	13.5	6	14.5	34
A5835 OLP	A5805 OLP	1/2	35	300	3/8	3/8	16.5	6	17.5	38
A5850 OLP	A5806 OLP	1/2	50	300	1/2	3/8	16.5	7	17.5	44
<b>MEDIUM PRESSURE OIL REELS</b>										
				Maximum Temperature 210° F (99° C)						
5435 OMP	5400 OMP	1/4	35	2750	1/4	3/8	13.5	6	14.5	31
5630 OMP	5600 OMP	3/8	30	2250	3/8	3/8	13.5	6	14.5	33
A5835 OMP	A5805 OMP	1/2	35	2000	1/2	3/8	16.5	6	17.5	34
<b>HIGH PRESSURE GREASE REELS</b>										
				Maximum Temperature 210° F (99° C)						
5435 OHP	5405 OHP	1/4	35	5000	1/4	1/4	16.5	6	17.5	42
5625 OHP	5600 OHP	3/8	25	4000	1/4	1/4	13.5	6	14.5	31

\*Weight of model with hose. Mounts to floor, wall, ceiling or vehicle.

North America: **800-444-3134** China: **(519) 8512 2391**  
Europe: **+44 (0) 1536 406999** Pacific Rim: **+63 (45) 625-6624**  
**reelcraft.com** Latin America: **001-60-489-1685**

Reelcraft Industries is  
**ISO 9001:2000**  
Certified Since 1996

Models listed with an icon can be shipped same day when the order is received by 11:30 AM local time for quantities of 5 or fewer.

Indiana Warehouse California Warehouse  
 Indiana & California Warehouses Canadian Warehouse



## Heavy Duty Spring Retractable Reels Series 7000

Reelcraft's popular Series 7000 is ideal for the most demanding industrial and commercial applications. The reel's base and guide arms are formed from high-grade steel and engineered with structural forms and gussets to yield the greatest amount of strength. The Series 7000 incorporates all steel construction and a baked-on powder coat finish to produce a rugged corrosion resistant product suitable for a wide variety of heavy duty applications.

Signature  
Series 7000



7850 OLP

Made  
in USA

### HEAVY DUTY INDUSTRIAL SPRING RETRACTABLE REELS

MODEL w/ HOSE	MODEL w/o HOSE	HOSE I.D. (in)	HOSE LENGTH (ft)	MAX PSI	(M)NPTF HOSE OUTLET (in)	(F)NPTF REEL INLET (in)	DIMENSIONS (in)			*SHPG. WT. (lbs)
							LENGTH	WIDTH	HEIGHT	
<b>LOW PRESSURE AIR/WATER REELS</b> Maximum Temperature 150° F (65° C)										
7650 OLP	7600 OLP	3/8	50	300	1/4	1/2	19	7	20.25	47
7670 OLP	7600 OLP	3/8	70	300	1/4	1/2	19	7	20.25	50
7850 OLP	7800 OLP	1/2	50	300	3/8	1/2	19	7	20.25	51
7925 OLP	7900 OLP	3/4	25	250	3/4	3/4	19	7	20.25	49
<b>MEDIUM PRESSURE OIL REELS</b> Maximum Temperature 210° F (99° C)										
7850 OMP	7800 OMP	1/2	50	2000	1/2	1/2	19	7	20.25	57
<b>HIGH PRESSURE GREASE REELS</b> Maximum Temperature 210° F (99° C)										
7650 OHP	7600 OHP	3/8	50	4000	1/4	1/2	19	7	20.25	60


\*Weight of model with hose. Mounts to floor, wall, ceiling or vehicle.

## Heavy Duty Dual Pedestal Spring Retractable Series DP7000 & 80000

Reelcraft's new compact DP7000 series features our innovative interlocking base design, which makes the base assembly especially strong and resistant to vibration. The Series DP7000 and Series 80000 incorporate a dual pedestal base and guide arm design that is structurally reinforced. All-steel construction and a baked-on powder coat finish combine to produce a rugged corrosion-resistant product suitable for a wide variety of heavy duty applications.

Made in USA

Signature  
Dual Pedestal  
Reels



**NEW!**

DP7850 OLP  
Patent Pending

82100 OLP

### DUAL PEDESTAL REELS

MODEL w/ HOSE	MODEL w/o HOSE	HOSE I.D. (in)	HOSE LENGTH (ft)	MAX PSI	(M)NPTF HOSE OUTLET (in)	(F)NPTF REEL INLET (in)	DIMENSIONS (in)			*SHPG. WT. (lbs)
							LENGTH	WIDTH	HEIGHT	
<b>LOW PRESSURE AIR/WATER REELS</b> Maximum Temperature 150° F (65° C)										
DP7450 OLP	DP7400 OLP	1/4	50	300	1/4	1/2	16.5	8	17	46
DP7650 OLP	DP7600 OLP	3/8	50	300	1/4	1/2	16.5	8	17	47
81100 OLP	81000 OLP	3/8	100	300	3/8	1/2	24	10.5	25.375	92
DP7850 OLP	DP7800 OLP	1/2	50	300	3/8	1/2	16.5	9	17	50
82075 OLP	82000 OLP	1/2	75	300	1/2	1/2	24	10.5	25.375	95
82100 OLP	82000 OLP	1/2	100	300	1/2	1/2	24	10.5	25.375	101
83050 OLP	83000 OLP	3/4	50	250	3/4	3/4	24	10.5	25.375	88
D83075 OLP	D83000 OLP	3/4	75	250	3/4	3/4	24	14.25	25.375	96
D84050 OLP	D84000 OLP	1	50	250	3/4	1	24	14.25	25.375	110
<b>MEDIUM PRESSURE OIL REELS</b> Maximum Temperature 210° F (99° C)										
DP7650 OMP	DP7600 OMP	3/8	50	2250	3/8	1/2	16.5	8	17	55
DP7850 OMP	DP7800 OMP	1/2	50	2000	1/2	1/2	16.5	9	17	57
82075 OMP	82000 OMP	1/2	75	1500	1/2	1/2	24	10.5	25.375	101
83050 OMP	83000 OMP	3/4	50	1250	3/4	3/4	24	10.5	25.375	96
<b>HIGH PRESSURE GREASE REELS</b> Maximum Temperature 210° F (99° C)										
DP7450 OHP	DP7400 OHP	1/4	50	5000	1/4	1/2	16.5	8	17	57
DP7650 OHP	DP7600 OHP	3/8	50	4000	1/4	1/2	16.5	8	17	60
81075 OHP	81000 OHP	3/8	75	4000	3/8	1/2	24	10.5	25.375	88
81100 OHP	81000 OHP	3/8	100	4000	3/8	1/2	24	10.5	25.375	127

\*Weight of model with hose. Mounts to floor, wall, ceiling or vehicle.

North America: 800-444-3134 China: (519) 8512 2391  
Europe: +44 (0) 1536 406999 Pacific Rim: +63 (45) 625-6624  
reelcraft.com Latin America: 001-60-489-1685



Wind Things Up With Reelcraft™



## Ultimate Duty Vehicle-Mount Reels

### Series D8000 & E9000

The ultra duty aluminum cast base and arm of the Series D8000 offers the highest rigidity among this class of hose reels. D8000 guide arms are field-adjustable for floor, wall, ceiling, pit and truck mounting. Series E9000 reels offer the greatest amount of stability for high volume air or water. Fuel and petroleum models are listed below and are ideal for portable service trucks, permanent service or plant work areas. The durable baked-on, powder-coat finish provides a high quality ultra-violet radiation (sunlight) weather and chip-resistant finish that will stay bright through years of use.



D8650 OLP

E9350 OLPBW

For additional models, visit [www.reelcraft.com/fleet](http://www.reelcraft.com/fleet)

Made in USA

#### ULTIMATE DUTY / FLOOR / TRUCK MOUNT SPRING RETRACTABLE REELS

MODEL w/ HOSE	MODEL w/o HOSE	HOSE I.D. (in)	HOSE LENGTH (ft)	MAX PSI	(M)NPTF HOSE OUTLET (in)	(F)NPTF REEL INLET (in)	DIMENSIONS (in)			*SHPG. WT. (lbs)
							LENGTH	WIDTH	HEIGHT	
LOW PRESSURE AIR/WATER REELS Maximum Temperature 150° F (65° C)										
D8650 OLP	D8600 OLP	3/8	50	300	1/4	1/2	19	9.25	21.25	48
D8850 OLP	D8800 OLP	1/2	50	300	3/8	1/2	19	9.25	21.25	52
E9299 OLPBW	E9200 OLPBW	1/2	100	300	1/2	1/2	26.25	15.75	26.25	127
E9350 OLPBW	E9300 OLPBW	3/4	50	250	3/4	3/4	26.25	15.75	26.25	140
E9375 OLPBW	E9300 OLPBW	3/4	75	250	3/4	3/4	26.25	15.75	26.25	152
D9399 OLPBW	D9305 OLPBW	3/4	100	250	3/4	3/4	26.25	15.75	26.25	143
E9450 OLPBW	E9400 OLPBW	1	50	250	3/4	1	26.25	15.75	26.25	157

\*Weight of model with hose. Medium and high pressure styles available as standard, contact manufacturer or go to [www.reelcraft.com](http://www.reelcraft.com) for master catalog listing

## Static Discharge/Grounding Reels Series G

Static discharge reels are used to ground equipment operating in hazardous atmospheres, such as fuel trucks or carts transferring flammable materials. When properly clamped to ground, the static discharge reel dissipates static electrical buildup, reduces chances of sparking and the potential for explosion.

G 3050 Y  
50' Cable



Made in USA

G 3050  
50' Cable

For additional fuel reel models, visit [www.reelcraft.com/fuel](http://www.reelcraft.com/fuel)

#### GROUNDING REELS: SPRING RETRACTABLE


MODEL	CABLE LENGTH (ft)	DESCRIPTION	DIMENSIONS (in)			SHPG. WT. (lbs)
			LENGTH	WIDTH	HEIGHT	
G 3050	50	Single 7 x 7 strand steel cable	8.62	3.35	8.81	12
G 3050 N	50	Nylon covered cable	8.62	3.35	8.81	12
G 3050 Y	50	Steel cable splits in 2 @ 15ft	8.62	3.35	8.81	12
GA3100 N	100	Nylon covered cable	9.25	4.31	9.75	22

## Fuel Delivery Reels

Made in USA

### Series F7000, FD9000, F80000, FD80000

Reelcraft's spring retractable fuel delivery reels, equipped with Viton® seals, incorporate metal forms to insure the greatest possible strength and are ideal for mobile applications. These rugged, corrosion-resistant reels are suitable for a wide variety of fuel applications. Series FD80000 reels are also supplied with our new ball-bearing style swivel.



FD9350 OLPBW

FD83075 OLP

#### FUEL REELS: SPRING RETRACTABLE

MODEL w/ HOSE	MODEL w/o HOSE	HOSE I.D. (in)	HOSE LENGTH (ft)	MAX PSI	(M)NPTF HOSE OUTLET (in)	(F)NPTF REEL INLET (in)	DIMENSIONS (in)			*SHPG. WT. (lbs)
							LENGTH	WIDTH	HEIGHT	
LOW PRESSURE FUEL REELS Maximum Temperature 150° F (65° C) with hose or 210° (99° C) without hose.										
F7925 OLP	F7900 OLP	3/4	25	**50	3/4	3/4	19	7	20.25	53
F83050 OLP	F83000 OLP	3/4	50	**50	3/4	3/4	24	10.5	25.375	89
FD83075 OLP	FD83000 OLP	3/4	75	**50	3/4	3/4	24	14.25	25.375	130
FD84050 OLP	FD84000 OLP	1	50	**50	1	1	24	14.25	25.375	120
FD9350 OLPBW	FD9300 OLPBW	3/4	50	**50	3/4	3/4	26.25	15.75	26.25	140
FD9450 OLPBW	FD9400 OLPBW	1	50	**50	1	1	26.25	15.75	26.25	157

\*Weight of model with hose. \*\*Models equipped with fuel grade hose. UL330 and ULC approved hose. 250 PSI minimum burst. Note: Images of each series not shown above. See page 5 for 7000 & 9000 images.

North America: 800-444-3134 China: (519) 8512 2391  
 Europe: +44 (0) 1536 406999 Pacific Rim: +63 (45) 625-6624  
 Latin America: 001-60-489-1685

reelcraft.com

Reelcraft Industries is  
**ISO 9001:2000**  
 Certified Since 1996

Models listed with an icon can be shipped same day when the order is received by 11:30 AM local time for quantities of 5 or fewer.

IN Indiana Warehouse CA California Warehouse  
 IL Indiana & California Warehouses CA Canadian Warehouse



## Light Duty Hand Crank Reels

Light duty, hand-crank hose reels are an economical choice for storing and retrieving infrequently-used hose when not in use. Hose not included.

**NEW!**



CU6100LN

### LIGHT INDUSTRIAL HAND CRANK REELS

MODEL NO.	HOSE I.D. (in.)	HOSE LENGTH (ft.)	MAX PSI	(M)NPTF HOSE OUTLET (in.)	(F)NPTF REEL INLET (in.)	DIMENSIONS (in.)			SHPG. WT. (lbs.)
						LENGTH	WIDTH	HEIGHT	
CU6050LN	3/8	50	250	3/8	3/8	16.875	11	11.5	10
CU6100LN	3/8	100	250	3/8	3/8	21.5	11	11.5	13



Signature Series 30000

## Medium/Heavy Duty for Long Hose Lengths Series H and Series 30000

For applications requiring long lengths of hose, Series H is for medium duty use and Series 30000 is for heavy duty use. Series 30000 reels feature vibration-proof, self-locking fasteners and are ideal for industrial or field use such as turf care or pest control.

For additional models, visit [www.reelcraft.com/turf](http://www.reelcraft.com/turf)

Made in USA

Signature Series 30000



EA33112 L12D  
H18000 M

### MEDIUM AND HEAVY DUTY HAND CRANK AND MOTOR DRIVEN REELS

MODEL	HOSE I.D. (in.)	HOSE CAPACITY (ft.)	MAX PSI	(F) NPTF REEL OUTLET (in.)	(F) NPTF REEL INLET (in.)	DIMENSIONS (in.)			SHPG. WT. (lbs.)	
						LENGTH	WIDTH	HEIGHT		
<b>PREMIUM HAND CRANK REELS</b>										
H18000 M	1/2	200	1000	1/2	1/2	20	18.25	19	33	
H29000 M	3/4	150	1000	3/4	3/4	20	24.25	19	41	
<b>HEAVY DUTY HAND CRANK REELS</b>										
CA32106 L	1/2	100	1000	1/2	1/2	19	17.75	20.25	42	
CA32112 L	1/2	200	1000	1/2	1/2	25	17.75	20.25	49	
CA33106 L	3/4	50	1000	3/4	3/4	19	17.75	20.25	43	
CA33112 L	3/4	100	1000	3/4	3/4	25	17.75	20.25	47	
CA33118 L	3/4	175	1000	3/4	3/4	31	17.75	20.25	56	
CA37118 L	1	100	300	1	1	31	17.75	20.25	57	
CA32112 M	1/2	200	3000	1/2	1/2	25	17.75	20.25	49	
CA33112 M	3/4	100	3000	3/4	3/4	25	17.75	20.25	53	
<b>MOTOR DRIVEN REELS - 12VDC (24 VDC, 115 VAC and air motors available as standard) Series 30000 available with pneumatic and hydraulic motor.</b>										
EA32118 L12D	1/2	325	1000	1/2	1/2	31.25	17.75	20.25	71	
EA33112 L12D	3/4	100	1000	3/4	3/4	25.25	17.75	20.25	70	

Hose not included. Many sizes not listed available as standard, contact manufacturer or go to [www.reelcraft.com](http://www.reelcraft.com) for master catalog listing.

## Heavy Duty Pressure Wash Reels

### Series 30000, H18006 & PW80000

Compact design and quality steel construction are incorporated into Reelcraft's newest line of pressure wash reels. The Series H18006 and PW80000 reels are able to carry 100 to 400 feet of hose and are complete with Super Swivel® for maximum product delivery. Super Swivel® is designed to handle a broad range of pressures, temperatures and chemicals; perfect for agriculture/marine, equipment cleaning and pressure washing applications.

Made in USA



PW81000 OHP  
\*Hose not included

### PRESSURE WASH REELS: HAND CRANK AND SPRING RETRACTABLE

MODEL	HOSE I.D. (in)	HOSE CAPACITY(ft)	MAX PSI	(F) NPTF REEL OUTLET (in)	(F) NPTF REEL INLET (in)	DIMENSIONS (in)			SHPG. WT. (lbs)	
						LENGTH	WIDTH	HEIGHT		
<b>HAND CRANK REELS</b>										
H18006 M*	3/8	100	3000	1/2	1/2	18.25	20	19	31	
CA38106 M*	3/8	140	3000	1/2	1/2	19	17.75	20.25	44	
CA38112 M*	3/8	300	3000	1/2	1/2	25	17.75	20.25	49	
<b>SPRING DRIVEN REELS</b>										
PW7600 OHP*	3/8	50	4500	1/2	1/2	19	7	20.25	46	
PW7650 OHP**	3/8	50	4500	1/4	1/2	19	7	20.25	50	
PW81000 OHP*	3/8	100	4500	3/8	1/2	24	10.5	25.375	81	

\*Hose not included. \*\*Hose included with this model. See top of page for images of hand crank Series 30000.

North America: 800-444-3134 China: (519) 8512 2391  
Europe: +44 (0) 1536 406999 Pacific Rim: +63 (45) 625-6624  
Latin America: 001-60-489-1685  
**reelcraft.com**



Wind Things Up With Reelcraft™



## Potable (Drinking Water) and Pre-Rinse Reels Series 5000

Reelcraft's potable (drinking) water reels feature a full-flow stainless steel shaft and PVC swivel and convenient fast hook-up and disconnect. Pre-rinse reels are crafted for use in commercial establishments such as restaurants and institutions. A standard lever-operated spray valve is included. **Made in USA**



5635 OLPSW5

A5835 OLBSW23  
Drinking Water Reel (NSF61)

### POTABLE & PRE-RINSE REELS: SPRING RETRACTABLE

MODEL	HOSE I.D. (in.)	HOSE LENGTH (ft.)	MAX PSI	(M)NPTF HOSE OUTLET (in.)	(F)NPTF REEL INLET (in.)	DIMENSIONS (in.)			SHPG. WT.
						LENGTH	WIDTH	HEIGHT	
A5835 OLBSW23	1/2	35	150	3/4 Garden Hose (F)	1/2 male	13.75	6	14.5	35
5635 OLPSW5	3/8	35	250	Spray Valve	3/8	13.75	6	14.5	27
5635 ELPSW5	3/8	35	250	Spray Valve	3/8	15	2.5	18.5	39
5635 OLSSW5*	3/8	35	250	Spray Valve	3/8	13.5	6	14.5	29
600248	360° swivel (place between hose and nozzle) on spray valve type								0.5

\*Stainless steel reel

## Air/Water/Chemical Delivery Reels Series S

The Series S reel is economical, lighter weight and easy to handle. Its technical design and materials meet the demands of a medium-duty industrial grade reel for continuous, trouble-free operation. Made of corrosion-proof, tough polypropylene, extensive tests have shown it to be highly resistant to the vast majority of acids, alkalis and UV rays. The Series S design protects the hose and allows easy cleaning of both hose and reel. Wall or floor mount.

New, improved design!



SGA3650 OLP

### SERIES S REELS: SPRING RETRACTABLE

MODEL	HOSE I.D. (in.)	HOSE LENGTH (ft.)	MAX PSI	(M)NPTF HOSE OUTLET (in.)	(F)NPTF REEL INLET (in.)	DIMENSIONS (in.)			SHPG. WT. (lbs.)
						LENGTH	WIDTH	HEIGHT	
<b>AIR* &amp; WATER* REELS</b> Working temperature 150° F (65° C).									
SGA3650 OLP	3/8	50	232	3/8	3/8	22.75	9.5	19	23
SGA3665 OLP	3/8	66	232	3/8	3/8	22.75	9.5	19	27
SGA3850 OLP	1/2	50	232	1/2	1/2	22.75	9.5	19	27
<b>WATER REEL</b> Garden-style hose end. Working temperature 150° F (65° C).									
SWA3850 OLP	5/8	50	125	3/4 NH	1/2	22.75	9.5	19	27
<b>HOT WATER WASH REEL</b> Working temperature 185° F (85° C). Working pressure is related to working temperature.									
SHA3850 OLP	1/2	50	232	1/2	1/2	22.75	9.5	19	27
<b>CHEMICAL DELIVERY REEL</b> Working temperature 150° F (65° C).									
SCA3850 OLP	1/2	50	232	1/2	1/2	22.75	9.5	19	27
<b>OXYGEN/ACETYLENE REEL</b> Working temperature 150° F (65° C).									
STW3450 OLP	1/4	50	300	9/16"18(F)LH-RH	9/16"18(F)LH-RH	22.75	11.25	19	27

Hose included. \*Air hose can be used for water on these models.

## Corrosion-Resistant Reels

Made in USA

### Stainless Steel Series

Stainless steel hose reels are ideal for food processing, pre-rinse, wash down, chemical transfer and industrial solvent handling. Also suitable for coastal, offshore and on-board ship in marine applications where the harsh environment of salt water spray requires the use of stainless steel hose reels. Swivels include Viton® "O" rings.



Series 7000 OLS

Series D9000 OLS

### STAINLESS STEEL REELS: SPRING RETRACTABLE

MODEL	HOSE I.D. (in.)	HOSE LENGTH (ft.)	MAX PSI	(F)NPTF REEL INLET (in.)	DIMENSIONS (in.)			SHPG. WT. (lbs.)
					LENGTH	WIDTH	HEIGHT	
5600 OLS	3/8	35	500	3/8	13.75	6	14.5	23
7800 OLS	1/2	50	500	1/2	19	7	20.25	44
82000 OLS	1/2	100	500	1/2	24	10.5	25.375	81
D83000 OLS	3/4	75	500	3/4	24.25	14.25	25.375	76
D9300 OLSBW	3/4	75	500	3/4	26.25	12	26.25	116
D84000 OLS	1	50	500	1	24.25	14.25	25.375	77
HS18000 M*	1/2	200	3000	1/2	20	12	19	37

Hose and bumper not included. Latch parts cast of aluminum, all stainless is available except for Series 80000. \* Hand crank and rewind.

North America: **800-444-3134** China: **(519) 8512 2391**  
 Europe: **+44 (0) 1536 406999** Pacific Rim: **+63 (45) 625-6624**  
 Latin America: **001-60-489-1685**

reelcraft.com

Reelcraft Industries is  
**ISO 9001:2000**  
 Certified Since 1996

Models listed with an icon can be shipped same day when the order is received by 11:30 AM local time for quantities of 5 or fewer.

IN Indiana Warehouse CA California Warehouse  
 CA Indiana & California Warehouses CA Canadian Warehouse



## Gas Welding Reels

### Series TW & BA: Spring Retractable

Series TW and BA has an independent dual swivel body manufactured from aluminum and hard coated for wear resistance. This unique design assures positive separation of gases. Double-sealed, special molded "O" rings prevent leakage. Swivel body and inlet are both permanently identified with machined grooves on the acetylene side to assure proper installation.

### Safe-T-Reel Series: Hand Crank

Safe-T-Reels feature a high rigidity due to a one inch shaft with tapered roller bearings. These reels are compact and flexible and made of non-conductive materials.



Safe-T-Reel  
T-1225-04  
Hose not included

TW7450 OLP  
Hose is included

BA 36106 L  
Hose not included

GAS WELDING REELS: SPRING RETRACTABLE											
MODEL w/ HOSE	MODEL w/o HOSE	HOSE I.D. (in)	HOSE CAPACITY (ft)	MAX PSI	HOSE OUTLET(in)	REEL INLET (in)	DIMENSIONS (in)			*SHPG. WT. (lbs)	
							LENGTH	WIDTH	HEIGHT		
TW5425 OLPT	TW5400 OLPT	1/4	25	200	B 9/16-18 (F)	1/4 (F)NPT	13.75	6	14.5	26	
TW7450 OLPT	TW7400 OLPT	1/4	50	200	B 9/16-18 (F)	1/4 (F)NPT	19	7	20.25	53	
TW7460 OLPT	TW7400 OLPT	1/4	60	200	B 9/16-18 (F)	1/4 (F)NPT	19	7	20.25	55	
TW84100 OLPT	TW84000 OLPT	1/4	100	200	B 9/16-18 (F)	B 9/16-18 (M)	24	13	25.375	105	
TW86075 OLPT	TW86000 OLPT	3/8	75	200	B 9/16-18 (F)	B 9/16-18 (M)	24	13	25.375	99	
					REEL OUTLET(in)	REEL INLET (in)					
	BA36106 LT**	1/4	*125	200	B 9/16-18 (M)	1/4 (F)NPT	17.75	16.625	20.625	50	
	BA36112 LT**	1/4	*250	200	B 9/16-18 (M)	1/4 (F)NPT	17.75	22.625	20.625	57	
	T-1225-04**	1/4	*150	200	B 9/16-18 (M)	B 9/16-18 (M)	15.75	18	19	19	

\*Weight of model with hose. \*\*Hand crank rewind.


## Cable Welding Reels

### Series WC & CEA: Spring Retractable

Series CEA and WC are designed to increase the safety in the work area with a resulting increase in efficiency and productivity. Welding cable reels store work lead or electrode lead, up to #2/0, safely and effectively when not in use. They have a continuous current path through a live 400 AMP, 90VDC (maximum) rated enclosed slip ring.

### Safe-T-Reel Series: Hand Crank

Safe-T-Reels are ideal for applications where space, weight and flexibility are key. These reels are designed for manual winding of welding cables. Versatile in function, select configurations to suit specific needs. Safe-T-Reels offer trouble-free management of large capacities of cable. Suitable for outdoor use.



WC7000  
Shown with clamp and cable (not included)

Safe-T-Reel T-2462-0

Made in USA

#### CAUTION:

If cable reels are to be used for extended periods of time, unwind all cable from reel to prevent heat build-up. For indoor non weather-tight applications only.

Safe-T-Reel T-2464-0

CEA30006

CABLE WELDING REELS: HAND CRANK											
MODEL	CABLE CAPACITY (ft.)				AMPS	STYLE	DIMENSIONS (in.)			SHPG. WT. (lbs.)	
	#2	#1	1/0	2/0			LENGTH	WIDTH	HEIGHT		
WC7000	----	50	50	50	400	Spring Drive	19	14.5	20.25	49	
WC80001	----	75	75	75	400	Spring Drive	24	16	25.375	80	
CEA30006*	300	250	200	150	400	Single Hand Crank	19.375	21	20.25	49	
CEA30012*	500	500	400	300	400	Single Hand Crank	19.375	27	20.25	56	
T-1460-0*	----	250	200	200	300	Single Hand Crank	18	15.75	19	22	
T-2462-0*	----	250	200	200	300	Dual Hand Crank/ Side-by-Side	18	29	19	50	
T-2464-0*	----	250	200	200	300	Dual Hand Crank/ Stacked	18	16.25	38	59	

Cable not included. \*\*Hand crank rewind.

North America: 800-444-3134 China: (519) 8512 2391  
Europe: +44 (0) 1536 406999 Pacific Rim: +63 (45) 625-6624  
Latin America: 001-60-489-1685

reelcraft.com



**REELCRAFT**

Wind Things Up With Reelcraft™



## Dual Hydraulic Spring Retractable Reels

Made in USA

### Series TH

Reelcraft's hydraulic reels are used for medium pressure dual hydraulic hose applications and are ideal for operating hydraulic cylinders, tools and equipment. Reelcraft's Series TH reels incorporate contemporary engineering and manufacturing techniques for trouble-free performance. Reels are all steel construction and compact for applications with critical space requirements.



TH88050 OMP

#### DUAL HYDRAULIC SPRING RETRACTABLE REELS

MODEL w/ HOSE	MODEL w/o HOSE	HOSE I.D. (in)	HOSE LENGTH (ft)	MAX PSI	(M)NPTF HOSE OUTLET (in)	(F)NPTF REEL INLET (in)	DIMENSIONS (in)			*SHPG. WT. (lbs)
							LENGTH	WIDTH	HEIGHT	
TH5425 OMP	TH5400 OMP	1/4	25	2000	1/4	1/4	13.5	6	14.5	34
TH7445 OMP	TH7400 OMP	1/4	45	2000	1/4	1/4	19	7	20.25	67
THA7630 OMP	THA7600 OMP <sup>CA</sup>	3/8	30	2000	3/8	3/8	19	7	20.25	60
TH86050 OMP	TH86000 OMP	3/8	50	2000	3/8	3/8	24	13	25.375	99
TH88050 OMP	TH88000 OMP <sup>CA</sup>	1/2	50	2000	1/2	1/2	24	13	25.375	104

\*Weight of model with hose.

## Modular Large Frame Reels

### Series 40 - 1" to 2" ID; Lengths to 300'

Series 40 large frame reels offer dimensional flexibility. Specify height, width and depth dimensions to fit your space requirements. Custom configurations will be quickly built to your specs. Contact customer service for details on Reelcraft's full range of Series 40 reels.



Series 40

Made in USA

For additional large frame reels, visit [www.reelcraft.com/nordic](http://www.reelcraft.com/nordic)

Signature  
Nordic Series Reels

## Heavy Duty Large Frame Reels

### Nordic Series - 1" to 4" ID; Lengths to 500' and more

Reelcraft's Nordic Series reels are rugged and durable, with standard 1/2" pitch chain and sprocket drive powered by AC or DC electric motor with auxillary bevel crank. Nordic reels are equipped with the standard welded frame and heavy duty cast bevel gears for reliable performance. Designs are versatile to provide flexibility to meet user requirements for size, capacity, rewind motor and consistency.

Gear Drive  
Available



Shown with optional bevel crank  
Nordic Series 3900

#### NORDIC SERIES LARGE FRAME REELS: HAND CRANK OR MOTOR DRIVEN

MODEL	HOSE I.D. (in.)	HOSE LENGTH (ft.)	MAX PSI	DIMENSIONS (in.)			SHPG. WT. (lbs.)
				LENGTH	WIDTH*	HEIGHT	
BC2400-21-10-10FF	1	50	1000	21	20	26.5	72
BC2400-25-12-10FF	1	100	1000	25	22	26.5	74
BC2400-25-16-10FF	1	150	1000	25	26	26.5	80
BC2400-25-22-10FF	1	200	1000	25	32	26.5	86
BC3900-25-10-15FF	1 1/2	50	300	25	20	26.5	89
BC3900-25-14-15FF	1 1/2	75	300	25	24	26.5	93
BC3900-31-14-15FF	1 1/2	105	300	31	24	32.5	92
BC3900-31-20-15FF	1 1/2	150	300	31	30	32.5	96
BC3700-25-16-20F2	2	50	300	25	26	26.5	124
BC3700-31-18-20F2	2	100	300	31	28	32.5	124
BC3700-31-24-20F2	2	125	300	31	34	32.5	148
EP5905-39-16-25FI	2 1/2	80	300	39	29	40.5	242
EP5905-39-16-30FI	3	50	300	39	29	40.5	242

\*For electric motor versions of the BC models, add 3" to width shown in above chart.

□□3900-31-12-15FF

**Drive Type:**  
EP - Electric Motor, 12VDC explosion proof  
BC Bevel Crank (standard)  
Also available, non-explosion proof 12 or 24 DC, explosion proof 115 AC, 24DC. Contact manufacturer.

## Tool Balancers

### Series TB and TBL

Tool balancers make tools nearly weightless, reducing operator fatigue. Improve safety and ergonomics and help prevent tools from being accidentally dropped, reducing tool damage.



Heavy Duty TBL 10

Medium Duty TB

TOOL BALANCERS Medium Duty				
MODEL	Min-Max Load (lbs.)	Cable Lgth.	Ratchet Lock	Wgt. (lbs.)
TB 01	0 - 1.5	6'	NO	1
TB 03	1.5 - 3	6'	NO	1
TB 05	3 - 5	6'	NO	1.5

TOOL BALANCERS Heavy Duty				
MODEL	Min-Max Load (lbs.)	Cable Lgth.	Ratchet Lock	Wgt. (lbs.)
TB 10	5 - 10	8'	NO	10
TB 12	8 - 12	8'	NO	10
TB 15	10 - 15	8'	NO	10
TB 23	16 - 23	8'	NO	10
TBL 10	5 - 10	8'	YES	6
TBL 12	8 - 12	8'	YES	7
TBL 15	10 - 15	8'	YES	8
TBL 23	16 - 23	8'	YES	8

Tool balancers make tools nearly weightless



Signature Series L5000



## Light/Medium Duty Cord Reels

### Series LD & LG

Reelcraft's new line of light and medium duty cord reels are designed for less strenuous applications in which a capable and long-lasting reel is required. These reels accommodate lengths of 16/3, 14/3, 12/3, and 10/3 diameter cable.



△ Light Duty LD2040 163 2

△ Light Duty LD2030 163 9

△ Medium Duty LG3050 143 9

△ Portable power LH2080 143

## Heavy Duty Cord Reels



### Series 4000 & 5000


Series 4000 & 5000 power cord and light reels offer many different styles of outlets and lamps. Easy to mount and structurally strong, the power cord and light reels have robotically welded heavy gauge steel frame that attaches to most structurally sound surfaces.



Heavy Duty Flying Lead L 4050 163 X

Heavy Duty Dual Light/Power L 4050 163 8

Heavy Duty L 4050 163 3



### POWER CORD & CABLE REELS: SPRING RETRACTABLE Indoor non-weather tight applications only

MODEL	ACCESSORY	CORD SPECIFICATIONS				DIMENSIONS (in.)			VOLTS	AMPS	SHPG. WT (lbs.)
		LENGTH	# COND	AWG	TYPE	LENGTH	WIDTH	HEIGHT			
LD2030 163 9	Triple receptacle	30'	3	16	SJTW	9.75	4	11.5	125	10	9
LD2030 143 9	Triple receptacle	30'	3	14	SJTW	9.75	4	11.5	125	13	10
LG3050 143 9	Triple receptacle	50'	3	14	SJTW	11.5	5	15.25	125	13	15
LG3040 123 9	Triple receptacle	40'	3	12	SJTW	11.5	5	15.25	125	15	15
L 4035 163 3	Single receptacle	35'	3	16	SJTOW	12.625	9.375	13.25	115	13	22
L 4050 163 3	Single receptacle	50'	3	16	SJTOW	12.625	9.375	13.25	115	13	26
L 4545 123 3	Single receptacle	45'	3	12	SJEOW	12.625	9.375	13.25	115	15	28
L 5550 123 3	Single receptacle	50'	3	12	STOW	12.5	16.5	17.5	115	15	47
L 4545 123 3A	Single connector	45'	3	12	SJEOW	12.625	9.375	13.25	115	20	29
L 4545 123 3B	Twist lock connector	45'	3	12	SJEOW	12.625	9.375	13.25	115	20	29
L 4545 123 7A	Duplex outlet box w/GFCI (F)	45'	3	12	SJEOW	12.625	9.375	13.25	125	20	29
L 4545 123 7	Duplex outlet box w/GFCI (F)	45'	3	12	SJEOW	12.625	9.375	13.25	115	20*	29
L 5550 123 7	Duplex outlet box w/GFCI (F)	50'	3	12	STOW	12.5	16.5	17.5	115	20*	47
LD2040 163 2	Fluorescent	40'	3	16	SJTW	9.75	4	11.5	120	0.3	9
LG3050 163 8	Fluorescent	50'	3	16	SJTW	11.5	5	15.25	120	0.3	15
L 4035 163 1	Incandescent	35'	3	16	SJTOW	12.625	9.375	13.25	115	13	22
L 4050 163 1	Incandescent	50'	3	16	SJTOW	12.625	9.375	13.25	115	13	23
L 4035 162 2	Fluorescent	35'	2	16	SJTOW	12.625	9.375	13.25	115	0.3	23
L 4050 162 2	Fluorescent	50'	2	16	SJTOW	12.625	9.375	13.25	115	0.3	24
L 4035 A 163 5**	Rubberized incandescent	35'	3	16	SJOW	12.625	9.375	13.25	115	15	25
L 5245 A 163 6X**	Explosion-proof fluorescent	45'	3	16	SEOW	13.75	12.5	14.5	115	0.3	32
L 4035 163 8	Fluorescent light and outlet	35'	3	16	SJTO	12.625	9.375	13.25	115	0.3	26
L 4050 163 8	Fluorescent light and outlet	50'	3	16	SJTO	12.625	9.375	13.25	115	0.3	27

Incandescent bulb 75 watt maximum. For indoor use only. All models UL listed at 115 Volt 60 HZ single phase. \*Inlet plug is NEMA5 - 15P configuration. Plug not set for 20 amps. \*\*Auto switch models.

### LIGHT DUTY HAND CRANK PORTABLE POWER

MODEL (with cable)	CORD SPECIFICATIONS			VOLTS	AMPS	Wgt. lbs
	AWG	No. Cond.	Lgth. Type			
LH2080 143	14	3	80' SJTW	125	10	13
LH3100*	10	3	100' STW	125	15	7

\*Does not include cable

Series LH provides portable power with four circuit breakers built into the reel.

### HEAVY DUTY FLYING LEAD CORD REELS Indoor non-weather tight applications only

MODEL FLYING LEAD	MODEL NO CORD	REEL CAPABILITIES				VOLT S	AMP S	WEIGHT*	
		AWG / mm <sup>2</sup>	No. Cond.	Length ft / m	Type			lbs / kg	lbs / kg
L 4050 163 X	L 4000	16 1.33	3	50 15	SJO	115	15	22	10
L 4545 123 X	L 4500	12 3.32	3	45 14	SJO	115	25	21	9
L 5550 123 X	L 5500	12 3.32	3	50 15	STOW	115	20	34	15
L 5750 103 X	L 5700	10 5.27	3	50 15	SO	115	35	37	17

All models UL listed at 115 Volt 60 HZ single phase; suitable for 220 V. For indoor use only. \*Without cord.

North America: 800-444-3134 China: (519) 8512 2391  
 Europe: +44 (0) 1536 406999 Pacific Rim: +63 (45) 625-6624  
 Latin America: 001-60-489-1685  
 reelcraft.com



Wind Things Up With Reelcraft™



Page 7  
*Signature*  
Series 30000



Page 11  
*Signature*  
Series L4000

Page 5  
*Signature*  
Series 7000



Page 5  
*Signature*  
Series DP7000

# Rely on Reelcraft™

## Built Better to Perform Better™

### North America and Corporate Headquarters

One Reelcraft Center • P.O. Box 248  
Columbia City, IN 46725-0248  
Ph: 800-444-3134 • Fax: 800-444-4587  
Ph: 260-248-8188 • Fax: 260-248-2605  
reelcraft@reelcraft.com  
[www.reelcraft.com](http://www.reelcraft.com)

### Canada

1705 Argentia Road, Unit #7, Mississauga, ON L5N 3A9  
Ph: 800-444-3134 • Fax: 800-444-4587  
reelcraft@reelcraft.com  
[www.reelcraft.com](http://www.reelcraft.com)

### Latin America and the Middle East

Thompson International, Inc.  
P.O. Box 12958, Ft. Wayne, IN 46866  
Ph: 260-489-1685 • Fax: 260-489-0203  
info@t-i-i.com  
[www.reelcraft.com/latinamerica](http://www.reelcraft.com/latinamerica)

### Europe

Unit 17 • Cronin Courtyard • Weldon South Industrial Estate  
Corby • Northamptonshire • NN18 8AG United Kingdom  
Ph: +44 (0) 1536 406999 • Fax: +44 (0) 1536 406777  
europe@reelcraft.com  
[www.reelcraft.com/europe](http://www.reelcraft.com/europe)

### China

Reelcraft Changzhou Co., Ltd.  
Building C, No. 229 HeHai West Road  
Changzhou, Jiangsu, China 213022  
Ph: (519) 8512 2391 ext. 8002 • Fax: (519) 8512 9309  
rco@reelcraftchina.com  
[www.reelcraft.com/china](http://www.reelcraft.com/china)

### Pacific Rim

P.O. Box 53776, Clark Freeport Zone, Philippines 2023  
Ph: +63 (45) 625-6624 • Fax: +63 (45) 321-0643  
rap@comclark.com  
[www.reelcraft.com/asia](http://www.reelcraft.com/asia)

### Australia

PO Box 6463 BC, Blacktown • NSW 2148, Australia  
Ph: +61 (2) 9621 8988 • Fax: +61 (2) 9621 7688  
sales@recoila.com  
[www.reelcraft.com](http://www.reelcraft.com)

®



[reelcraft.com](http://reelcraft.com)

Form # **MCAT-001** 0808

*Wind Things Up With Reelcraft™*